



Electric Heaters IBE Series

Serial IBE

IBE-450/63T

Designed to be installed on the fans discharge side.

The minimum air speed through the heater must be 2 m/s.

Maximum air temperature through the heater: 40°C.

The heaters are fitted with:

- Armoured heating elements to connect to the three phase net (3x400).
- Double protection circuit to connect to the heater control circuit by means of a safety overheat automatic thermostat (60°), connected in series with another safety overheat manual reset thermostat (RESET).
- Wiring box IP43.

Available temperature sensors in the duct, ambient temperature sensors and speed controllers to complete the installation and to adjust the air temperature according to every need.

By means of this system the supplied air can reach up to 50°.

(See the electrical accessories section).



Technical data

Acoustic characteristics

No sound information available.

Hz	63	125	250	500	1k	2k	4k	8k	Overall
----	----	-----	-----	-----	----	----	----	----	---------

Technical characteristics

Curves

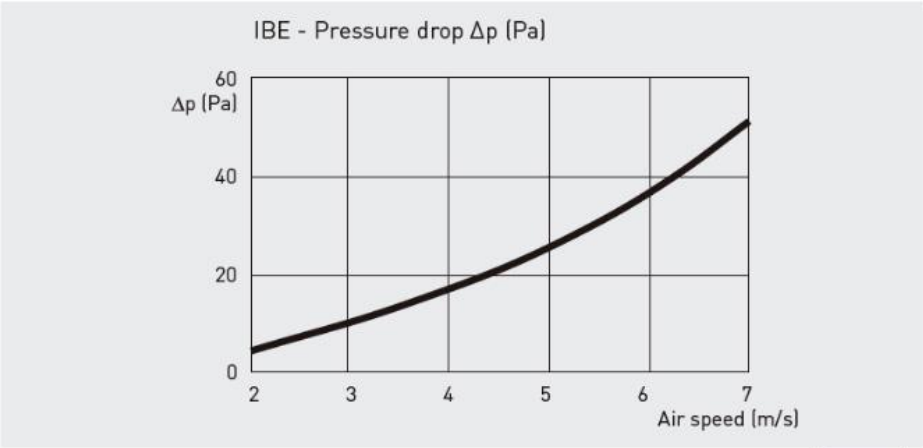


Diagram 1

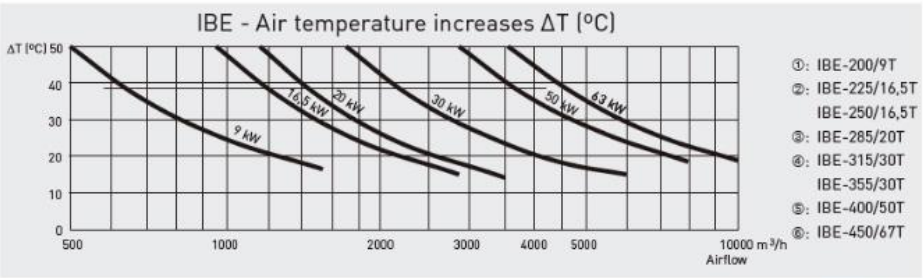
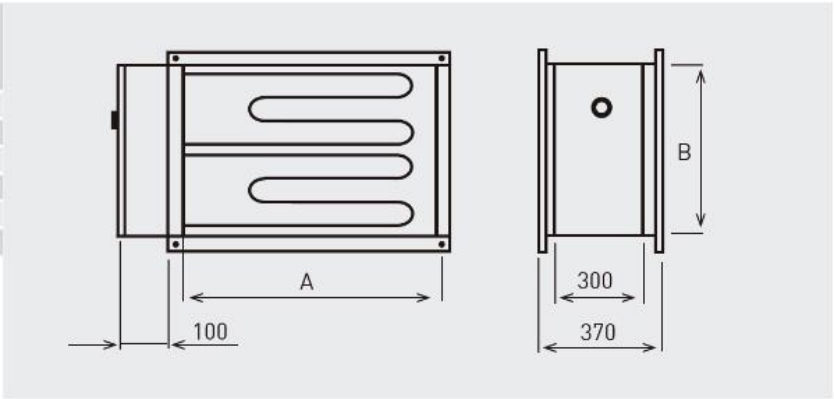


Diagram 2

Dimensions



Model	A	B
IBE-200	400	198
IBE-225	500	248
IBE-250	500	298
IBE-285	600	298
IBE-315	600	348
IBE-355	700	398
IBE-400	800	498
IBE-450	1000	498

Minimum distance between the fan and the heater, $2,5 \times A$ (inner width of the flange)

ErP Information