



Air curtains

COR-FT Series

Serial COR-FT

COR 9-1000 FT

Especially designed for installations into ceilings.

Characteristics

Can be fitted up to a height of 3 metres.

High-performance, low-noise tangential impeller.

Can be fitted in series.

On request: Grille is not included with the air curtain. Can be supplied in different colours.



Technical data

Technical characteristics


Model	Voltage (50 Hz) (V)	Heat power (kW)	Motor power (W)	Speeds	Airflow (m³/h)			Output speed* (m/s) at 0,05 m	Maximum ΔT (°C)				Sound pressure level** (dB[A])	Abs. current (A)	Temp fuse	Ambient/ Hot air	Weight (kg)	Grille colour*** (The grille is not included in the price. It must be ordered separately)	Speed selector
					Speed				Maximum power		Minimum power								
					High	Medium	Low		High speed	Low speed	High speed	Low speed							
COR F-1000 FT	230		128	2	1.700		1.300	11					59	0,55		A	20	White RAL 9016 or Aluminium	CR-F
COR F-1500 FT	230		164	2	2.600		2.300	10					61	0,71		A	30	White RAL 9016 or Aluminium	CR-F
COR-6-1000 FT	3N 400	3 / 6	128	3	1.600	1.300	1.000	10	11	18	5	9	59	8,6	•	A/H	24	White RAL 9016 or Aluminium	CR-6/9 N
COR 9-1000 FT	3N 400	4,5 / 9	128	3	1.600	1.300	1.000	10	16	26	8	13	59	13	•	A/H	24	White RAL 9016 or Aluminium	CR-6/9 N
COR-9-1500 FT	3N 400	4,5 / 9	166	3	2.400	2.100	1.700	12	11	15	5	8	61	13	•	A/H	35	White RAL 9016 or Aluminium	CR-6/9 N
COR-12-1500 FT	3N 400	6 / 12	166	3	2.400	2.100	1.700	17	15	21	7	10	61	17,3	•	A/H	35	White RAL 9016 or Aluminium	CR-6/9 N

* Maximum airflow.

** Measured at 3 meters, in free field.

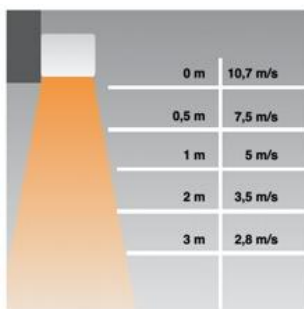
*** Standard Colors. Also available on request grille in black RAL 9005 without price increase. Consult delivery period and price for all other colours on the RAL chart.

Dimensions



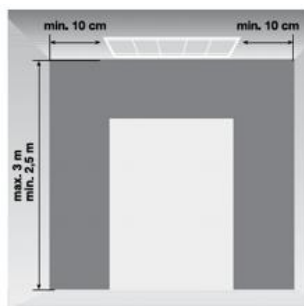
Model	Dimensions (mm)		
	L	L1	LT
1000	1115	1087	1145
1500	1722	1694	1752

Application



Distance/air speed

Installation



Fitting height