



Air curtains

COR-N RF Series

Serial COR-N RF

COR-18-2000 N RF

Designed for wall application in commercial environments.

Characteristics

Can be fitted up to a height of 3 metres.

Remote control incorporated.

High performance tangential propeller/impeller giving a low sound level.

Can be installed in series.

Extra low speed in those fans that need a higher output air temperature (warm air versions).



Technical data

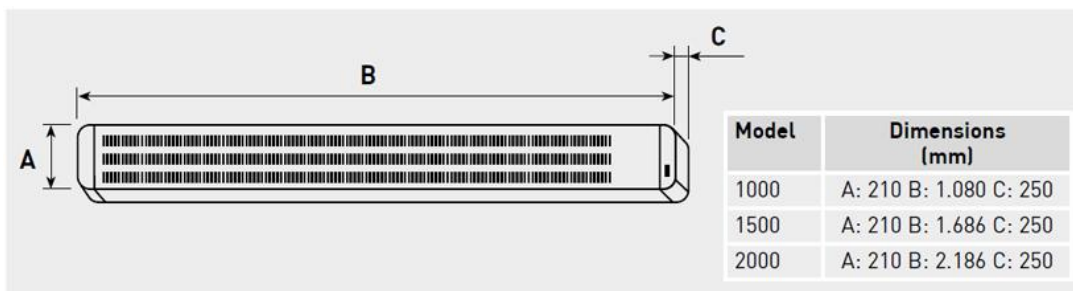
Technical characteristics

Model	Voltage (50 Hz) (V)	Heat power (kW)	Motor power (W)	Speeds	Airflow (m³/h)			Air output speed* at 0,05 m (m/s)	Maximum ΔT (°C)			Sound pressure level** (dB(A))	Abs. current (A)	Thermal fuse	Ambient / Hot air	Weight (kg)	Colour
					Speed				Speed								
					High	Medium	Low		High	Medium	Low						
COR-F-1000 N RF	230		100	2	1.400		1.100	10				48	0,5		F	15	White RAL 9003
COR-F-1500 N RF	230		200	2	2.700		2.100	10				50	0,8		F	20	White RAL 9003
COR-F-2000 N RF	230		142	2	2.700		2.200	9				49	0,63		F	26	White RAL 9003
COR-3,5-1000 N RF	230	3,5	100	3	1.400	1.100	750	10	7	9	14	48	15,5	•	F/C	16	White RAL 9003
COR-6-1000 N RF	3N 400	3 / 6	100	3	1.400	1.100	750	10	13	16	23	48	8,6	•	F/C	16	White RAL 9003
COR-9-1000 N RF	3N 400	4,5 / 9	100	3	1.300	1.100	1.000	10	20	24	26	48	13	•	F/C	16	White RAL 9003
COR-9-1500 N RF	3N 400	4,5 / 9	200	3	2.500	2.000	1.200	10	11	13	22	50	13	•	F/C	21	White RAL 9003
COR-12-1500 N RF	3N 400	6 / 12	200	3	2.500	1.900	1.100	10	14	18	32	49	17,3	•	F/C	22	White RAL 9003
COR-18-2000 N RF	3N 400	9 / 18	200	3	2.600	2.300	2.000	10	20	23	26	49	26	•	F/C	30	White RAL 9003

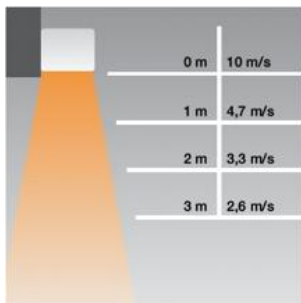
* Maximum airflow.

** Measured at 3 meters, in free field.

Dimensions

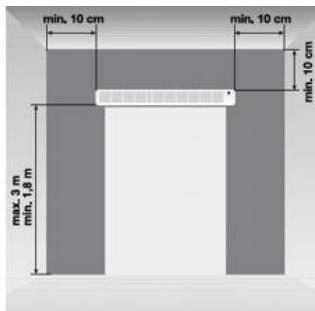


Application



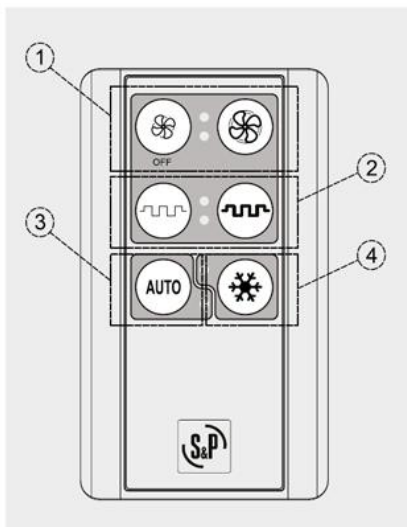
Air distance/speed

Installation

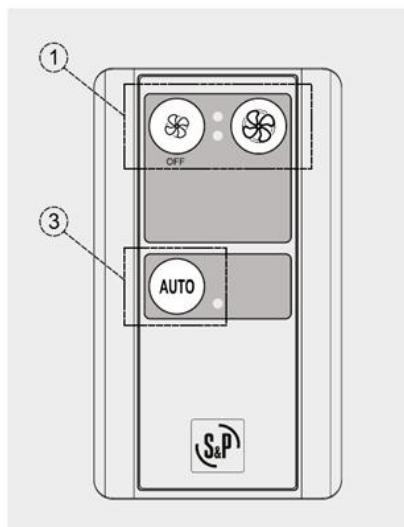


Installation height

Function



Ambient/Hot air version



Ambient air version

- ① Fan Speed control
- ② Heating output control
- ③ AUTO mode. Enables the air curtain to run at low fan speed and medium heating output when doors are closed. When the automatic door is open, the air curtain runs at high speed and maximum heating output (except ambient versions that only change the fan speed).

This function is controlled by an adjustable run-on-timer between 30 seconds to 10 minutes. When the limit is over the air curtain return to low fan speed and medium heating output. (door contact CR-MAGNET is needed for this function).
- ④ Winter mode activation and desactivation.